


Awareness and Sharing Session

SealNet is Moving! What You Need to Know

Prepared and presented by: Azlizam Mohamad Nor
Dagang Net Technologies Sdn Bhd



Copyright 2021 Dagang NeXchange Berhad ("DNeX"). All rights reserved.
The information contained in this document is company confidential and proprietary property of DNeX and its group of companies. It is to be used only for the benefit of DNeX and may not be distributed, transmitted, reproduced, altered, or used for any purpose without the express written consent of DNeX.

Table of Contents

Introduction 03
User Options for Migration 04
Mailbox Usage Options & Feasibility 05
ALDEC Client vs ALDEC Web 06
System Selection and Provisioning Process 07 & 08
Do's and Don'ts 09
Pricing 10
Operations and Support 11
Questions and Answers 12

Introduction

Why this session

- Ref: SealNet circular, 13 March 2026 – Service Discontinuation (Effective 30 June 2026).
- Current SealNet users will move to a new system.
- Users can choose:
 - Dagang Net Technologies or
 - Approved business partners.
 1. Wynet Computer
 2. Mobile Force Software
 3. Rank Alpha Technologies
 4. Buttonwood Technologies
 5. Digital Systems Malaysia
- Purpose:
 1. Keep everyone informed and prepared.
 2. No operational disruptions to the affected users



User Options for Migration

Choose the system that works best for you

Company	Product	Modules
Dagang Net Technologies Sdn Bhd	ALDEC Client	<ul style="list-style-type: none"> • Customs Declarations: K1, K1A, K2, K3, K8, K9 • ZB: ZB1, ZB2, ZB3, ZB4 • Sea Manifest: K4, K5, K6 • Air Manifest • Pre-Alert Manifest (ePAM)
	ALDEC Web – New!	<ul style="list-style-type: none"> • Customs Declarations: K1, K1A, K2, K3, K8, K9
	eManifest Web	<ul style="list-style-type: none"> • Sea Manifest: K4, K5, K6
	Dangerous Cargo Declaration Web	<ul style="list-style-type: none"> • Dangerous Cargo Declaration
Business Partners	Front-end/Back-end	<ul style="list-style-type: none"> • All modules















Mailbox Usage Options & Feasibility

Understanding possible configurations and limitations

Option	Description	Feasibility	Notes
1	Single mailbox shared by both branches (e.g., KL & PEN)	✓ Possible	Both branches must be on the same platform . Billing will be shared.
2	Single mailbox shared for multiple products (e.g., combination of ALDEC Web & ALDEC Client)	✗ Not possible	This setup is not supported .
3	Single mailbox used for multiple modules (e.g., combination of K1, K2, K3, K8 & K9 and ZB1, Z2, ZB3 & ZB4)	✓ Possible	Currently, only ALDEC Client supports multiple modules.

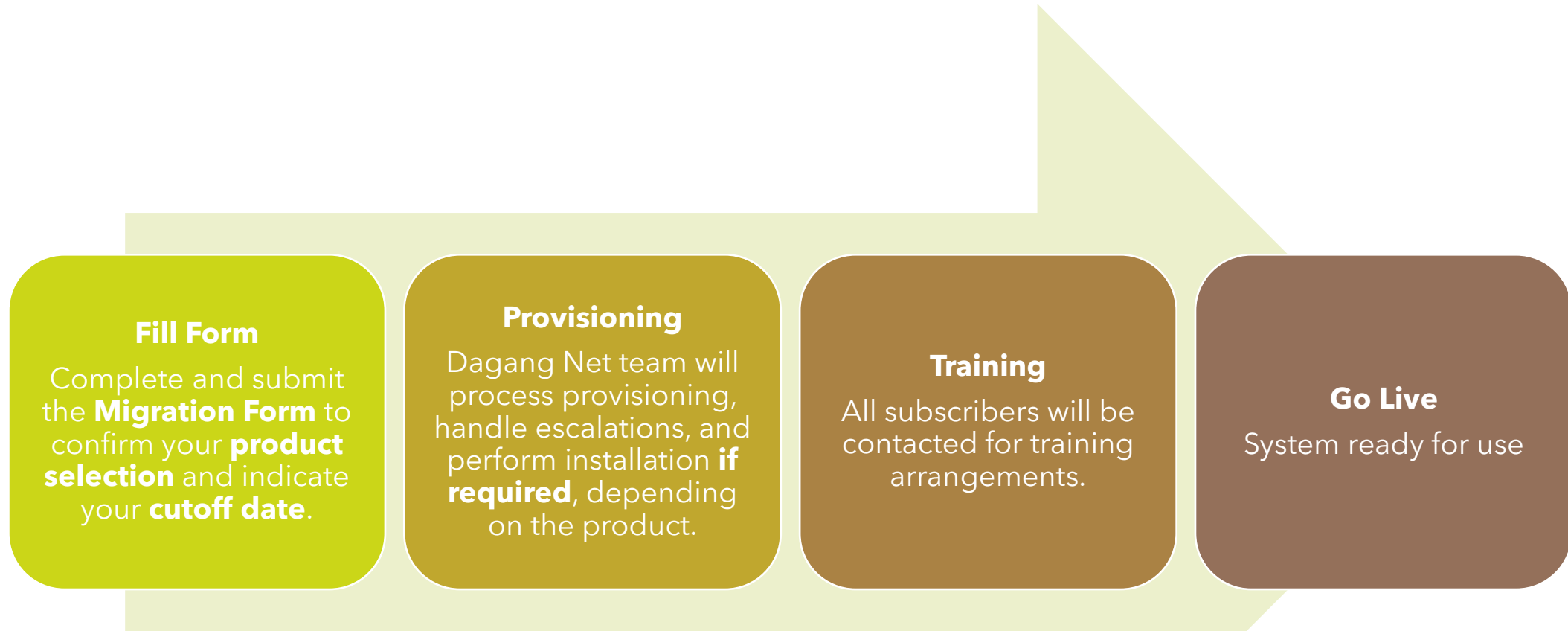
ALDEC Client vs ALDEC Web

A Quick Comparison of Features, Access and Modules

Feature / Attribute	ALDEC Client	ALDEC Web
Since	2018	New
Platform	 Installed (Desktop/Laptop)	 Web-based
Data Storage	 Local Database	 Cloud
Templates	K1, K2, K3, K8 & K9 - Full Declaration	K1, K2, K3, K8 & K9 - Declaration Items
Reporting	Declaration Enquiry Turn Around Time Declaration Details	Declaration Enquiry Turn Around Time
Access Anywhere	 Yes	 Yes
Mobile-enabled	 No	 Yes
Available Modules	Customs Declaration ZB Manifest Pre-Alert Manifest	Customs Declaration
Cost	  	  

System Selection & Provisioning Process

Onboarding Workflow - Migrating an *Existing Account or Mailbox* to a New System



Note: 1

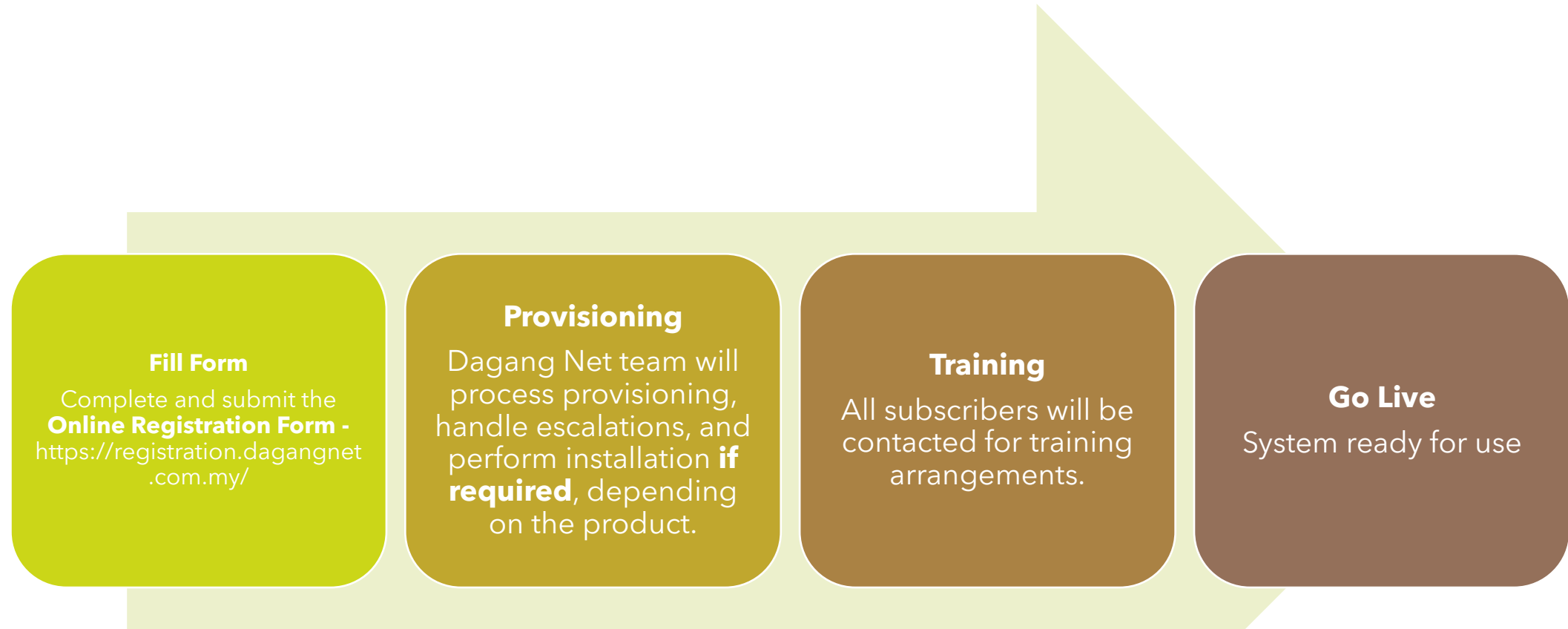
Mailbox migration means **moving your existing mailbox** to the new system. This involves **switching or porting your mailbox** so you can continue using the same mailbox on the new system. The **cut-off date** is the day your mailbox is switched. After this date, the **old system can no longer be used for any transmission or submission**, and all **submissions must be done in the new system**.

Note: 2

Based on SealNet's notification that the system will be deactivated on 30 June 2026, **the final cut-off date at Dagang Net must be no later than 15 June 2026** to allow sufficient processing time. **If no preferred cut-off date is provided, the date will automatically be set as 15 June 2026.**

System Selection & Provisioning Process

Onboarding Workflow - Creating a *New Account or Mailbox*



Do's and Don'ts

Do's and Don'ts to Keep in Mind

Do's	Don'ts
All Pending Jobs - Make sure all tasks/jobs in the current system are completed before migration.	Don't Create New Jobs Close to Cut-Off - Avoid creating new transactions just before migration.
Download and Backup Important Data - Save any reports, files, or records you may need after migration.	Don't Skip Backups - Not saving your data could result in loss or inconvenience.
Print Documents if Needed - For reference, print any documents that may be required during or immediately after migration.	Don't Ignore Notifications - Check emails or messages from the Dagang Net team to stay updated.
Ask Questions - Don't hesitate to reach out if something is unclear.	Don't delay contacting support if something seems wrong.

Category	Chargers
Registration Fee (One-Time)	
- Corporate	RM500
- SME	RM200
*Applicable to new subscribers only	
Mailbox (Monthly)	RM90
Module (Monthly)	RM50
Additional IDs (in blocks of 5)	RM50
Transactions per KB (monthly)	RM0.80

***Charges are subject to the prevailing 8% service tax.**

Operations and Support

Continuous Support, available 24/7

You can reach us via the following:



1300 133 133



careline@dagangnet.com



0104475838


Questions and Answers

Any Questions?



Thank You





Dagang NeXchange Berhad

Dagang Net Tower, Block 10 (A&B) Corporate Park, Star Central

Lingkar Cyberpoint Timur, Cyber 12

63000 Cyberjaya, Selangor, MALAYSIA.

T: +603.8230.6900 F: +603.8230.6969